

Review

Disinfection of Water using Supported Titanium Dioxide Photocatalysts

¹*Shamkumar Pandurang Deshmukh, ²Dattatray Krishna Dalavi and ³Yuvaraj Mohan Hunge

^{*1}Department of Chemistry, D.B.F. Dayanand College of Arts and Science, Solapur, India

²Department of Chemistry, Bhogawati Mahavidyalaya, Kurukali, India

³Photocatalysis International Research Centre, Tokyo University of Science, Chiba, Japan

Article history

Received: 31-10-2020

Revised: 07-12-2020

Accepted: 24-12-2020

Corresponding Author:

Shamkumar Pandurang

Deshmukh

Department of Chemistry,

D.B.F. Dayanand College of

Arts and Science, Solapur,

India

Email: shamkumar0@gmail.com

Abstract: TiO₂ based photocatalyst has potential material for disinfection of harmful pathogens as well as removal of organic compounds. The formation of reactive oxygen species is a key part for overall process but aggregation and band gap constraint explore a new dimension to use of support for propounding its physicochemical properties. Therefore, the modification of TiO₂ using various support alters photocatalytic action and promising ways of the mechanism based on nature of substrates and environments. In addition, the immobilization of nano dimension photocatalyst may reduce overall cost of operation and recovery of photocatalytic materials. In this perspective, extensive range of support materials as carbonaceous matters, clay, polymers, metal oxides have been studied by various researchers; that have been compiled in this review article. The properties of support were the key features for the assortment of appropriate supports for increase its efficiency as photocatalyst. In brief, overall TiO₂ based photocatalyst supported on various substrates pave the ways toward new strategies for water disinfection.

Keywords: Photocatalyst, Water Disinfection, TiO₂

Introduction

The world is continuously shifting into a new arena due to fast economic growth, industrial development and increasing population, but necessity of clean and pure water is excessive demand. On an average 1.2 billion people still shortage of pure water and diseases are spread due to contaminated water, which led to infant and child deaths (Catley-Carlson, 2017). Worldwide, around 502,000 people are died because of waterborne pathogenic bacteria and viruses (WHO, 2017).

The contamination of the water was increasing continuously due to industrial processes and urbanization in the natural water cycle. Therefore, there is need to reuse and recycle of water for the human being. In this regard, the various practices have been used for purification of water (Qu and Fan, 2010, Deshmukh *et al.*, 2013). In this perception, biological approaches were employed to remove the desired contaminates in the wastewater in the less time but formation of other pollutant was major constraint. Therefore, ecofriendly and viable methodologies are the key aspect for antimicrobial

disinfection and water treatment with more prominent route (Deshmukh *et al.*, 2019a-b).

Nowadays, as environmental viewpoint the photocatalysis and antimicrobial photoinactivation was grasping enormous consideration in the scientific world. In addition, it is increasing awareness due to poor quality of water that leads to various types' infections among the human being. The water treatment methods such as chlorination, ozonation have been used from the last few decades. These conventional treatment methods have a limitation as carcinogenic nature; formation of by-product with mutation and non-economical process. Hence, there is need to develop new techniques, the advanced oxidation process is one of the ecofriendly method for the water treatment purpose; it has an ability to degrade water pollutants, heavy chemicals and generating environmental benign by-product (Saleh *et al.*, 2020). Therefore, photocatalyst is the emerging area for the water disinfection as compared to the conventional water disinfection methods (Magalhaes *et al.*, 2017). Photocatalyst is the process in which formation of reactive oxygen species and free radicals in the presence of light radiations; that could be useful for water disinfection. It has

a capability to kill the microorganism without other chemicals and remove the pollutant in the water by photocatalytic process. Furthermore, cost of the process is lower and use of renewable energy sources as solar spectrum for photocatalysis process. Currently, various semiconducting materials as ZrO_2 , Fe_2O_3 , WO_3 , ZnO , $CdSe$ used for the same but among these TiO_2 is the foremost advantages as cost effective, chemically stable, non-toxic with higher quantum efficiency (Patil *et al.*, 2017; 2019).

The antimicrobial activity of TiO_2 was reported (Matsunaga *et al.*, 1985) by for inactivation of bacteria. TiO_2 shows the three phases as anatase, rutile and brookite. In which, rutile phase is more stable but anatase phase is extensively used during photocatalysis process because of ease to prepare and better activity. Brookite is compared to least stability and less used in photocatalysis. In addition, the various types of photocatalytic materials have used for wide range of antimicrobial events against the viruses, bacteria, fungi and algae (You *et al.*, 2019). The photocatalytic activity was depend on the process of photo-excitation by visible, UV or near infra-red light radiation based on band gaps. The band gaps of TiO_2 are relying upon the preparation methods, formation of defects and phases. The band gap of TiO_2 is 3.2 and 3.0 eV for anatase and rutile phases respectively (Mills and Le Hunte, 1997).

The role of TiO_2 as photocatalyst is effective in the UV region, so there is need to tune their band gap in the visible region. The visible light active material is effective for the bacterial inactivation. The various strategies have been used for effective antimicrobial purpose (You *et al.*, 2019). Among these strategies the TiO_2 supported catalyst are effective path for the water disinfection. The different methodology have efficiently

employed to immobilize catalyst on various supporting materials as a glass material, metals, zeolites, Chitosan, Cellulose, etc. (Srikanth *et al.*, 2017, Chen *et al.*, 2010). The wide dimensions of support were useful for the photocatalyst. In addition, photocatalytic activity was executed by using the proper wavelength of light. This review compiles the titanium dioxide supported photocatalyst for the water disinfection.

Mechanism of Photocatalytic Antimicrobial Inactivation

An environment is surrounded by wide range of the pathogenic microorganism; this is major reason of diseases for typhoid, cholera and illness as the flu and cold, etc. These diseases transfer via aerosol particles, surfaces, agriculture product and water. Last few decades, we are facing a problem of water purification so that TiO_2 based photocatalyst is effective strategy for the bacterial inactivation. Besides disinfection of water, it is a very effective process that can be used to diminish water contaminate, odour of water. Photocatalyst is the process in which formation of electron-hole pairs in the presence of light radiation. Sufficient amount of light radiation is irradiated on the photocatalytic material and it is higher energy as compared to the band gap of TiO_2 materials. The electron is excited from Valence Band (VB) to Conduction Band (CB) that lead to hole formation at VB of photocatalyst. These electrons- hole pair's reaches to surface of the catalyst and carrying out redox reactions. These charged particles are responsible for the formation of reactive oxygen species.

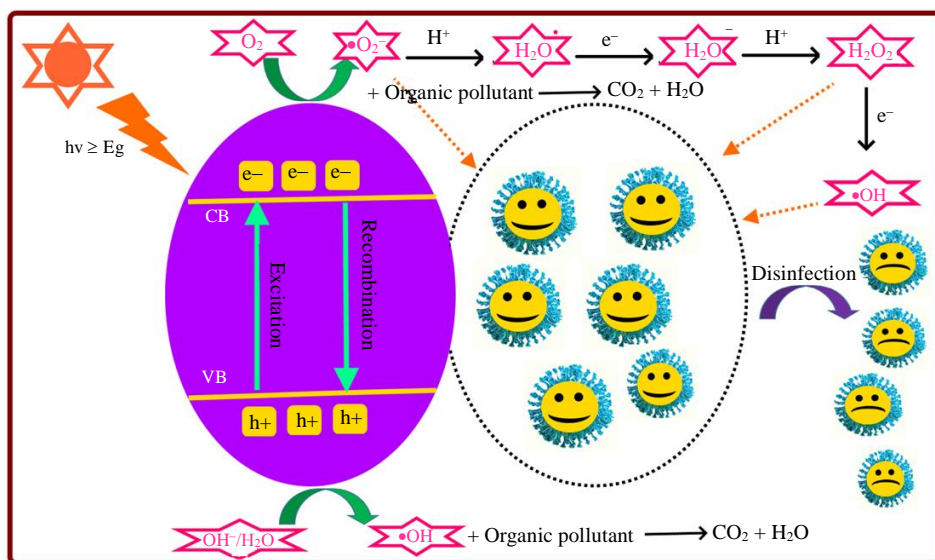


Fig. 1: Photocatalytic disinfection and pollutant degradation mechanism

The redox process leads to formation of reactive oxygen species which can reduce oxygen molecules and generate O_2^- , $\cdot OH$ and H_2O_2 . These species damage the cell wall of the microbes, viruses and change the permeability of the cell and increase stress on the cell. It also inhibits protein actions that are useful for the biological process of the cell (Koli *et al.*, 2020). Photocatalytic inactivation of viruses and organic pollutants by the different reactive oxygen species is shown in Fig. 1. Oxidative stress is another cause to generate pyrimidine dimers in DNA. Such changes in the structure of DNA pave the way towards improper working of the cell and finally cell death. Furthermore, RNA is also more sensitive to photocatalyst than DNA in vivo and vitro circumstances (Pigeot-Rémy *et al.*, 2011).

Necessity of Supported Titanium Dioxide

In the water treatment process the Degussa P-25 TiO_2 is normally used as photocatalyst. It is a very efficient semiconducting material as compared to other reported photocatalytic materials. Degussa P-25 TiO_2 is in the form of fine particles having the ability to form reactive oxygen species as relative to surface particles in the dispersed phase. On the other hand, when it is incorporated on the inert surfaces, it would diminish dynamic spots and mass transfer drawbacks. It has also problems with the formation of reactive oxygen species, which leads to a decrease in photocatalytic activity (Pozzo *et al.*, 1997). The post-treatment path is an important part of the separation of the catalyst, in which decreasing the amount of the catalyst and introducing a new pollutant during the process of water treatment using TiO_2 is a crucial challenge (Yang and Cheng, 2007). The major problem is the retrieval of the catalyst from the solution, controlling the pH of the solution and other membrane obstruction and fouling. To improve catalytic properties, there is a need to use supporting materials to overcome this limitation as reusability of the catalyst, increasing the active hotspot of the catalyst to increase their activity.

As solar energy is abundant in nature but only 3-4% of UV light radiation has been used for the photocatalytic process for bare TiO_2 . The average 43% of visible light radiations are useful for the photocatalytic activity. The major limitation of TiO_2 is its inability to use the visible light spectrum for photocatalytic activity, therefore tuning or optimizing TiO_2 into the visible light radiation is a better route for increasing efficiency for disinfection (Deshmukh *et al.*, 2019a). In the literature, various routes have been used such as doping, metallization, sensitization and supporting material. Among them, supported metal nanoparticles are more efficient for bacterial inactivation than other; therefore herein we reported TiO_2 supported

metal nanoparticles (Chen *et al.*, 2010, Mohite *et al.*, 2015). Therefore, carbonaceous materials, clay and ceramics, polymers, metal oxides are used as supporting material for TiO_2 .

Polymers

The efficiency of the catalyst depends on its nature and type of support and the ease between TiO_2 and support for appropriate combination for better catalytic activity. In all other support polymers are used because of their some remarkable advantages. Thermoplastic nature of the polymer has thermoplastic properties which are useful for the simple coating on TiO_2 using a simple way (Singh *et al.*, 2013). Polymers are stable and inert in nature with long life spans. The adsorption ability of TiO_2 was improved due to polymer support with hydrophobic nature. Such nature of the polymer exhibits the effective support material for the photocatalysis process (Reddy *et al.*, 2020). The incorporation of metal oxides with polymers led to the formation of composites with improved thermal, electrical and rheological properties. The polymer support is playing an important role for the recovery of the catalyst and multiple use of photocatalyst. Among the various conducting polymers as polyaniline, polypyrrole and polythiophene and their by-products were effective to shift of UV light to the visible light spectrum to improve quantum efficiency of TiO_2 photocatalyst. Polyaniline is a photosensitizer and economical, stable and better electrical conducting ability (Tamboli *et al.*, 2013). The polyaniline/titanium dioxide nanocomposites reduce bacterial growth of *E. coli* pathogenic organism and are effective for dye degradation also (Jeong *et al.*, 2014). PANI/ TiO_2 is an auspicious adsorbent and has the ability to remove more than 70% of biopolymer from secondary effluent. It also has very less antifouling activity analogous with less quantity of foulants. Furthermore, setup cost was less and majorly effective for advances on water quality (Li *et al.*, 2020b). Porous polymethyl methacrylate (PMMA) substrates were employed to immobilize TiO_2 nanoparticles in the fiber form and efficiently used for the degradation of methylene blue. The photocatalytic performances were analyzed by optimizing fiber porosity and its architecture with higher surface area (Kanth *et al.*, 2020). The poly(acrylonitrile) supported carbon-doped titanium dioxide nanocomposite was developed by sol-gel method and immobilized by phase inversion route. Thereafter, methyl orange and golden yellow textile dyes were degraded using these nanocomposites (Mpelane *et al.*, 2020).

Carbonaceous Materials

Carbonaceous materials are another class of materials useful for supporting purposes due to their

admirable properties. Basically, carbonaceous materials are better chemical stability, optimized structural and optical properties and increased surface to volume ratio, better mobility of charges particles. Carbonaceous materials are consisting of carbon nanotubes, activated carbon, graphene and graphitic carbon nitride. The carbon based materials are efficient for adsorption of the pollutants or other contaminated chemicals in the water; it is also enhances the active surface of the catalyst and act as effective photocatalyst (Sakthivel and Kisch, 2003). Several researchers are reported that quantum efficiency of TiO_2 may be increased using carbonaceous materials in the visible spectrum as associated to pure TiO_2 , it is because of chemical linkage between them (Silva *et al.*, 2020). TiO_2 was coated on the carbon foam act as effective treatment for degradation of dye present in the wastewater under the solar spectrum. The 3 D outline of foam was upgraded for increasing thermal stability and avoids particles agglomeration. Photocatalytic capacity of the catalyst was increased due to light absorption of nitrogen based foam and better charge carrier separation (Lu *et al.*, 2020). Mesones *et al.* (2020) reported the photo-electrocatalytic activity of TiO_2 supported on activated carbon for water disinfection using 3 D bipolar electrodes. The electrocatalytic activity can generates the chlorine and hydroxyl radicals lead to synergic effect for water disinfection process. Polymer binder is used as produce char which is act as structural support of TiO_2 to conquer mechanical stability and diminish aggregation. The carbonaceous char was co-exist with TiO_2 and enhanced physicochemical properties lead to higher photocatalytic activity for acid orange 7 dyes under ultraviolet light. (Wang *et al.*, 2016). Carbon-supported TiO_2 was prepared using hydrothermal route to study its adsorption ability and photocatalytic activity against

phenol, naphthol blue black and reactive black in the presence of UV radiation (Nguyen *et al.*, 2020).

Clays

Clays are an enclosed phyllosilicate mineral that arises naturally in the earth's crust and significant ingredients of the soils. Clay have astonishing properties as surface activity, better adsorption ability, cation exchange, swelling and biocompatibility which provides them as alternative material for wide-range of applications. Clay minerals are rich in environment and ease to modify to increase efficiency for water disinfection (Mishra *et al.*, 2018). The proper mixing of clay and photocatalytic materials as TiO_2 may improve efficiency pave the way towards the better material for removal of toxic chemicals and pathogens from the water and act as active water disinfectant. Fig. 2. represent the water disinfection process using TiO_2 as photocatalyst. In which, the representative type of dyes were degraded as well as killing of pathogenic microbes was presented. Water disinfection was carried out using physical, chemical and biological process; while each process has some advantages and disadvantages. Therefore, use of photocatalytic material with clays as support for nano-size semiconducting materials may useful to improve their catalytic activity as analogous to bare materials. In this context, wide range of clay such as kaolinite, bentonite and montmorillonite were used as excellent support (Mustapha *et al.*, 2020). Dalai *et al.* (2014) reported chemical interaction between adsorbent TiO_2 with bacteria using XPS techniques and it also reveals that formation of charge carries were responsible for the damage of the cell wall.

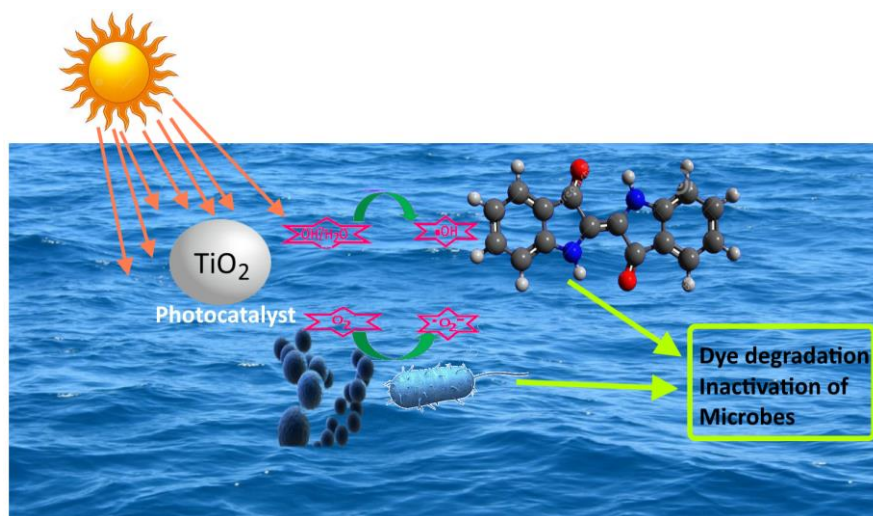


Fig. 2: The water disinfection process

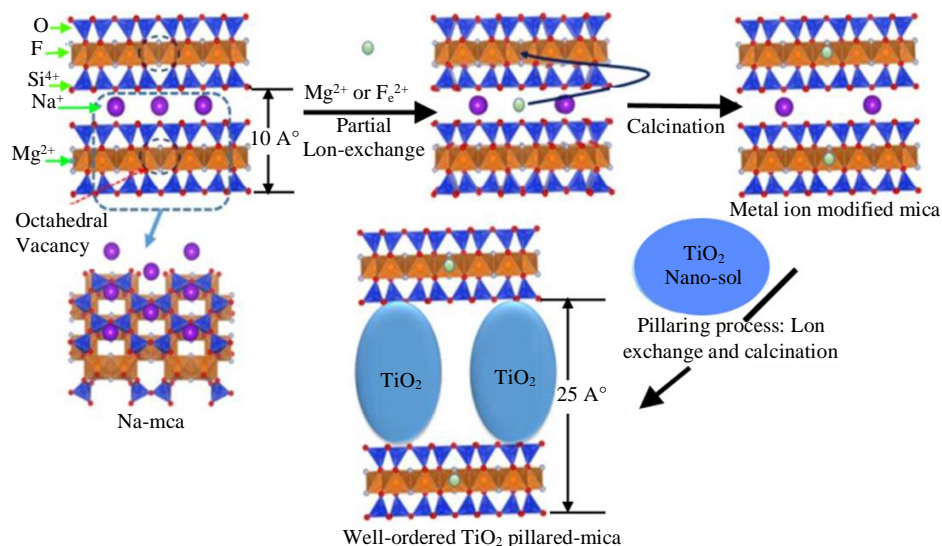


Fig. 3: Synthesis of well-ordered TiO₂ pillared clay

TiO₂ pillared clays with spongy structure were prepared through combining TiO₂ nano-sol elements into the clays. It exhibits better photocatalytic activity against the methyl orange in the presence of UV radiation (Yang *et al.*, 2015). Figure 3 shows the well-ordered TiO₂ pillar clay.

Micro-fibrous palygorskite and halloysite clay inorganic incorporate with TiO₂ and coated on the glass surfaces to avoid aggregation of TiO₂. These composites were better efficacy as photocatalyst for the water disinfection (Panagiotaras *et al.*, 2014). Clay-TiO₂ nanocomposites were synthesis using biomass supported the process for the removal of antibiotics such as ampicillin, sulfamethoxazole and artemether consisting in the water. Surface active oxygen vacancies and charge particles and defect present in the crystal lattice playing crucial role of photocatalytic activity for water disinfection (Alfred *et al.*, 2020).

Metal Oxides

Improved TiO₂ can increase their photocatalytic action using the various mechanisms, consisting of decreasing band gap of such materials; it also reduces recombination of the electron-hole combination. Contemporary year's metal and metal oxides have been used as support for the TiO₂ to increase photocatalytic efficiency and water disinfection ability. Metal supported TiO₂ with antibacterial activity in the presence of UV/Visible and dark condition were analyzed with higher antibacterial activity due to strong interconnectivity between Ti-O-Ag bonds (Deshmukh *et al.*, 2018). Li *et al.* (2020a) reported the modification of TiO₂ using various routes for water treatment. In addition, the various materials such as glass, clay, metal oxides act as support for the TiO₂ useful for water treatment. While some

metal contaminates are also major reason for reduction in the photocatalytic activity. WO₃/TiO₂ based heterostructure has been used for removal of Rhodamine B and Reactive red dye from the wastewater in the presence of sunlight radiation. The crystalline nature, better optical properties and without mixed phases were the key properties for competent photocatalytic activity in the visible light radiation (Hunge *et al.*, 2018a-b). Mahlambi *et al.* (2015) reported the recent development in TiO₂ nanocatalysts were playing major role for environmental remediation as removal of the pollutant from the water bodies. Furthermore, the roles of TiO₂ nanoparticles act as accompanying and analogous to water processing technologies in which, the conversion of toxic chemicals into the oxides of carbon and water molecules. Shi *et al.* (2018) reported recyclable light and heat assisted route for removal of the pollutant from the wastewater system. The TiO₂ supported on Fe₃O₄ nanoparticles was revealed the enhanced proficiency for Rhodamine B dye degradation in the wastewater treatment. In addition, the magnetic properties of the materials was also astonishing properties; hence it can be easily separable and reuse consistently. Jia *et al.* (2016) reported TiO₂-Bi₂WO₆ binanosheet prepared using hydrothermal route and used as capable material for visible light active photocatalyst for inactivation of *E. coli* pathogenic bacteria. The electron and hole were playing major roles in photocatalytic disinfection. In which, leakage of the cell as DNA and protein lead to damage of the cell membrane was observed. The better separation of the charge carrier is useful for the disinfection process. Table 1 represents the various types of substrate used as support and synthesis protocol and water disinfection as pollutants or microbes.

Table 1: A comparative overview of TiO₂ and its support for disinfection process

Catalyst	substrate	Method of synthesis	Microbes/pollutants	References
TiO ₂	PANI	chemical polymerization	Secondary effluent	Li <i>et al.</i> (2020a)
TiO ₂	PANI	chemical polymerization	methylene blue, <i>E. coli</i>	Jeong <i>et al.</i> (2014)
TiO ₂	PMMA	wet phase inversion	Methylene blue	Kanth <i>et al.</i> (2020)
TiO ₂	Poly acrylonitrile	sol-gel method	methyl orange and golden yellow	Mpelane <i>et al.</i> (2020)
TiO ₂	Activated Carbon	impregnation method	<i>E. coli</i>	Mesones <i>et al.</i> (2020)
TiO ₂	Carbonaceous char	spinning-pyrolysis	Acid orange 7	Wang <i>et al.</i> (2016)
TiO ₂	Activated carbon	hydrothermal process	phenol, Naphthol Blue Black (NBB) and Reactive Black 5 (RB5)	Nguyen <i>et al.</i> (2020)
TiO ₂	Microfibrinous palygorskite and tubular halloysite	sol-gel method	Basic blue 41 azo dye	Panagiotaras <i>et al.</i> (2014)
TiO ₂	kaolinite clay	biomass assisted synthesis	ampicillin, sulfamethoxazole and artemether	Alfred <i>et al.</i> (2020)
TiO ₂	cationic clays	ion-exchange reaction	methyl orange	Yang <i>et al.</i> (2015)
TiO ₂	Fe ₃ O ₄	Chemical reduction method	Rhodamine B	Shi <i>et al.</i> (2018)
TiO ₂	Bi ₂ WO ₆	hydrothermal method	<i>E. coli</i>	Jia <i>et al.</i> (2016)

Conclusions

This review highlights the properties and different types TiO₂ supported materials used as photocatalyst for the water disinfection process. The photocatalytic activity based TiO₂ supported materials new approaches for the water disinfection. In addition, the metal supported materials were optimized by tuning the structural and optical properties to use a wide range of the solar spectrum. The various supports such as carbonaceous materials, polymers, clay and metal oxide were used to improve its physicochemical properties of TiO₂. Moreover, there is more scope for enhancement of this technology as a photocatalytic material design, overall operation process and so on. The key factor is using of not only UV but also visible range, i.e., wide range of the solar spectrum. In addition, in waste water containing a wide range of the pathogenic microorganism, numbers of dyes which are degrading completely and remove the pathogenic microorganism are the key challenge of human being yet to resolve.

Acknowledgement

SPD would like to thanks D.B.F. Dayanand College of Arts and Science, Solapur for financial and technical support.

Author's Contributions

Shamkumar Pandurang Deshmukh: Lead role of writing and completing the paper.

Dattatray Krishna Dalavi: Revising data of review article.

Yuvaraj Mohan Hunge: Supporting and rewriting.

Ethics

This article is original and contains unpublished material. The corresponding author confirms that all of

the other authors have read and approved the manuscript and no ethical issues involved.

References

- Alfred, M. O., Omorogie, M. O., Bodede, O., Moodley, R., Ogunlaja, A., Adeyemi, O. G., ... & Silva, I. D. (2020). Solar-Active Clay-TiO₂ Nanocomposites Prepared via Biomass Assisted Synthesis: Efficient Removal of Ampicillin, Sulfamethoxazole and Artemether in Water. *Chemical Engineering Journal*, 125544.
- Catley-Carlson, M. (2017). Water supply: The emptying well. *Nature*, 542(7642), 412-413.
- Chen, X., Zheng, Z., Ke, X., Jaatinen, E., Xie, T., Wang, D., ... & Zhu, H. (2010). Supported silver nanoparticles as photocatalysts under ultraviolet and visible light irradiation. *Green Chemistry*, 12(3), 414-419.
- Dalai, S., Pakrashi, S., Chakravarty, S., Hussain, S., Chandrasekaran, N., & Mukherjee, A. (2014). Studies on interfacial interactions of TiO₂ nanoparticles with bacterial cells under light and dark conditions. *Bulletin of materials science*, 37(3), 371-381.
- Deshmukh, S. P., Dhodamani, A. G., Patil, S. M., Mullani, S. B., More, K. V., & Delekar, S. D. (2019a). Interfacially Interactive Ternary Silver-Supported Polyaniline/Multiwalled Carbon Nanotube Nanocomposites for Catalytic and Antibacterial Activity. *ACS omega*, 5(1), 219-227.
- Deshmukh, S. P., Patil, S. M., Mullani, S. B., & Delekar, S. D. (2019b). Silver nanoparticles as an effective disinfectant: A review. *Materials Science and Engineering: C*, 97, 954-965.
- Deshmukh, S. P., Dhokale, R. K., Yadav, H. M., Achary, S. N., & Delekar, S. D. (2013). Titania-supported silver nanoparticles: An efficient and reusable catalyst for reduction of 4-nitrophenol. *Applied surface science*, 273, 676-683.

- Deshmukh, S. P., Mullani, S. B., Koli, V. B., Patil, S. M., Kasabe, P. J., Dandge, P. B., ... & Delekar, S. D. (2018). Ag nanoparticles connected to the surface of TiO₂ electrostatically for antibacterial photoinactivation studies. *Photochemistry and Photobiology*, 94(6), 1249-1262.
- Hunge, Y. M., Yadav, A. A., Mahadik, M. A., Bulakhe, R. N., Shim, J. J., Mathe, V. L., & Bhosale, C. H. (2018a). Degradation of organic dyes using spray deposited nanocrystalline stratified WO₃/TiO₂ photoelectrodes under sunlight illumination. *Optical Materials*, 76, 260-270.
- Hunge, Y. M., Yadav, A. A., Mahadik, M. A., Mathe, V. L., & Bhosale, C. H. (2018b). A highly efficient visible-light responsive sprayed WO₃/FTO photoanode for photoelectrocatalytic degradation of brilliant blue. *Journal of the Taiwan Institute of Chemical Engineers*, 85, 273-281.
- Jeong, W. H., Amna, T., Ha, Y. M., Hassan, M. S., Kim, H. C., & Khil, M. S. (2014). Novel PANI nanotube@ TiO₂ composite as efficient chemical and biological disinfectant. *Chemical Engineering Journal*, 246, 204-210.
- Jia, Y., Zhan, S., Ma, S., & Zhou, Q. (2016). Fabrication of TiO₂-Bi₂WO₆ binanosheet for enhanced solar photocatalytic disinfection of *E. coli*: insights on the mechanism. *ACS applied materials & interfaces*, 8(11), 6841-6851.
- Kanth, N., Xu, W., Prasad, U., Ravichandran, D., Kannan, A. M., & Song, K. (2020). PMMA-TiO₂ Fibers for the Photocatalytic Degradation of Water Pollutants. *Nanomaterials*, 10(7), 1279.
- Koli, V. B., Ke, S. C., Dodamani, A. G., Deshmukh, S. P., & Kim, J. S. (2020). Boron-Doped TiO₂-CNT Nanocomposites with Improved Photocatalytic Efficiency toward Photodegradation of Toluene Gas and Photo-Inactivation of *Escherichia coli*. *Catalysts*, 10(6), 632.
- Li, R., Li, T., & Zhou, Q. (2020a). Impact of titanium dioxide (TiO₂) modification on its application to pollution treatment-a review. *Catalysts*, 10(7), 804.
- Li, X., Tang, G., Zhang, D., Wu, L., Lu, S., Zhang, Y., ... & Pan, B. (2020b). Fouling control in ultrafiltration of secondary effluent using polyaniline/TiO₂ adsorption and subsequent treatment of desorption eluate using electrochemical oxidation. *Chemical Engineering Journal*, 382, 122915.
- Lu, X., Li, Z., Liu, Y. A., Tang, B., Zhu, Y., Razal, J. M., ... & Wang, X. (2020). Titanium dioxide coated carbon foam as microreactor for improved sunlight driven treatment of cotton dyeing wastewater. *Journal of Cleaner Production*, 246, 118949.
- Magalhaes, P., Andrade, L., Nunes, O. C., & Mendes, A. (2017). Titanium dioxide photocatalysis: Fundamentals and application on photoinactivation. *Reviews on Advanced Materials Science*, 51(2).
- Mahlambi, M. M., Ngila, C. J., & Mamba, B. B. (2015). Recent developments in environmental photocatalytic degradation of organic pollutants: the case of titanium dioxide nanoparticles-a review. *Journal of Nanomaterials*, 790173.
- Matsunaga, T., Tomoda, R., Nakajima, T. & Wake, H. (1985). Photoelectrochemical sterilization of microbial cells by semiconductor powders. *FEMS Microbiol. Lett.*, 29, 211-214.
- Mesones, S., Mena, E., Muñoz, M. J. L., Adán, C., & Marugán, J. (2020). Synergistic and antagonistic effects in the photoelectrocatalytic disinfection of water with TiO₂ supported on activated carbon as a bipolar electrode in a novel 3D photoelectrochemical reactor. *Separation and Purification Technology*, 117002.
- Mills, A., & Le Hunte, S. (1997). An overview of semiconductor photocatalysis. *Journal of photochemistry and photobiology A: Chemistry*, 108(1), 1-35.
- Mishra, A., Mehta, A., & Basu, S. (2018). Clay supported TiO₂ nanoparticles for photocatalytic degradation of environmental pollutants: A review. *Journal of environmental chemical engineering*, 6(5), 6088-6107.
- Mohite, V. S., Mahadik, M. A., Kumbhar, S. S., Hunge, Y. M., Kim, J. H., Moholkar, A. V., ... & Bhosale, C. H. (2015). Photoelectrocatalytic degradation of benzoic acid using Au doped TiO₂ thin films. *Journal of Photochemistry and Photobiology B: Biology*, 142, 204-211.
- Mpelane, A., Katwire, D. M., Mungondori, H. H., Nyamukamba, P., & Taziwa, R. T. (2020). Application of Novel C-TiO₂-CFA/PAN Photocatalytic Membranes in the Removal of Textile Dyes in Wastewater. *Catalysts*, 10(8), 909.
- Mustapha, S., Ndamitso, M. M., Abdulkareem, A. S., Tijani, J. O., Shuaib, D. T., Ajala, A. O., & Mohammed, A. K. (2020). Application of TiO₂ and ZnO nanoparticles immobilized on clay in wastewater treatment: a review. *Applied Water Science*, 10(1), 1-36.
- Nguyen, C. H., Tran, H. N., Fu, C. C., Lu, Y. T., & Juang, R. S. (2020). Roles of adsorption and photocatalysis in removing organic pollutants from water by activated carbon-supported titania composites: Kinetic aspects. *Journal of the Taiwan Institute of Chemical Engineers*.
- Panagiotaras, D., Papoulis, D., & Stathatos, E. (2014). TiO₂/Clay Minerals (Palygorskite/Halloysite) Nanocomposite Coatings for Water Disinfection. *International Journal of Materials and Metallurgical Engineering*, 8(3), 180-187.

- Patil, S. M., P Deshmukh, S., G Dhodamani, A., V More, K., & D Delekar, S. (2017). Different Strategies for Modification of Titanium Dioxide as Heterogeneous Catalyst in Chemical Transformations. *Current Organic Chemistry*, 21(9), 821-833.
- Patil, S. M., Deshmukh, S. P., More, K. V., Shevale, V. B., Mullani, S. B., Dhodamani, A. G., & Delekar, S. D. (2019). Sulfated TiO₂/WO₃ nanocomposite: An efficient photocatalyst for degradation of Congo red and methyl red dyes under visible light irradiation. *Materials Chemistry and Physics*, 225, 247-255.
- Pigeot-Rémy, S., Simonet, F., Errazuriz-Cerda, E., Lazzaroni, J. C., Atlan, D., & Guillard, C. (2011). Photocatalysis and disinfection of water: identification of potential bacterial targets. *Applied Catalysis B: Environmental*, 104(3-4), 390-398.
- Pozzo, R. L., Baltanas, M. A., & Cassano, A. E. (1997). Supported titanium oxide as photocatalyst in water decontamination: state of the art. *Catalysis Today*, 39(3), 219-231.
- Qu, J., & Fan, M. (2010). The current state of water quality and technology development for water pollution control in China. *Critical reviews in environmental science and technology*, 40(6), 519-560.
- Reddy, K. R., Jyothi, M. S., Raghu, A. V., Sadhu, V., Naveen, S., & Aminabhavi, T. M. (2020). Nanocarbons-supported and polymers-supported titanium dioxide nanostructures as efficient photocatalysts for remediation of contaminated wastewater and hydrogen production. In *Nanophotocatalysis and Environmental Applications* (pp. 139-169). Springer, Cham.
- Sakthivel, S., & Kisch, H. (2003). Daylight photocatalysis by carbon-modified titanium dioxide. *Angewandte Chemie International Edition*, 42(40), 4908-4911.
- Saleh, I. A., Zouari, N., & Al-Ghouti, M. A. (2020). Removal of pesticides from water and wastewater: Chemical, physical and biological treatment approaches. *Environmental Technology & Innovation*, 101026.
- Shi, L., He, Y., Wang, X., & Hu, Y. (2018). Recyclable photo-thermal conversion and purification systems via Fe₃O₄@ TiO₂ nanoparticles. *Energy conversion and management*, 171, 272-278.
- Silva, M. R., Lourenço, M. A., Tobaldi, D. M., da Silva, C. F., Seabra, M. P., & Ferreira, P. (2020). Carbon-modified titanium oxide materials for photocatalytic water and air decontamination. *Chemical Engineering Journal*, 387, 124099.
- Singh, S., Mahalingam, H., & Singh, P. K. (2013). Polymer-supported titanium dioxide photocatalysts for environmental remediation: A review. *Applied Catalysis A: General*, 462, 178-195.
- Srikanth, B., Goutham, R., Narayan, R. B., Ramprasath, A., Gopinath, K. P., & Sankaranarayanan, A. R. (2017). Recent advancements in supporting materials for immobilised photocatalytic applications in waste water treatment. *Journal of environmental management*, 200, 60-78.
- Tamboli, M. S., Kulkarni, M. V., Deshmukh, S. P., & Kale, B. B. (2013). Synthesis and spectroscopic characterisation of silver-polyaniline nanocomposite. *Materials Research Innovations*, 17(2), 112-116.
- Wang, D. K., Elma, M., Motuzas, J., Hou, W. C., Schmeda-Lopez, D. R., Zhang, T., & Zhang, X. (2016). Physicochemical and photocatalytic properties of carbonaceous char and titania composite hollow fibers for wastewater treatment. *Carbon*, 109, 182-191.
- WHO. (2017). Progress on drinking water, sanitation and hygiene: 2017 update and SDG baselines.
- Yang, H., & Cheng, H. (2007). Controlling nitrite level in drinking water by chlorination and chloramination. *Separation and Purification Technology*, 56(3), 392-396.
- Yang, J. H., Piao, H., Vinu, A., Elzatahry, A. A., Paek, S. M., & Choy, J. H. (2015). TiO₂-pillared clays with well-ordered porous structure and excellent photocatalytic activity. *RSC advances*, 5(11), 8210-8215.
- You, J., Guo, Y., Guo, R., & Liu, X. (2019). A review of visible light-active photocatalysts for water disinfection: Features and prospects. *Chemical Engineering Journal*, 373, 624-641.